

Hydrotherapy

Walking Platform

Restore the driving functions thanks to the mobility in the water.

Pool Level Access Height Adjustable Platform with Therapy Lanes

REF. 1710.10 - 1710.20



Our Reval Level Access Pool Entry System, with surrounding safety rails and removable handrail, is quite simply the easiest and safest way to enter a pool.


The platform has a high-low function, which enables the patient to be wheeled or assisted straight onto the platform from the poolside. Pressing a button gently lowers the platform into the water, immersing the patient to the exact depth.

Hydrotherapy





Walking Platform with adjustable height for pool

REF. 1710.10 - 1710.20



DIMENSIONS :

- Width of single walking alley (1710.10) : 80cm
- Width of double walking alley (1710.20) : 160cm
- Length according to request between 3 and 10m



SPECIFICATIONS :

- 316L stainless steel walking alley, columns and arms.
- PVC non-skid floor, class M2.
- 2 electro mechanical lift columns in AC 12 volts fixed by chemical sealings or laminate.
- Up and down by safety ball nut/endless screw systems.
- Automatic stop of the limit points (up and down) setted during installation.
- Pneumatic & submergeable remote control.
- Emergency stop button located on column.
- Electric box located in the technical room.

PERFORMS :

- Maximum lifting range ~1700 mm
- Maximum working load : 500kg

ELECTRICITY :

- 400V tri electric feeding, 10A.
- Columns in 12V 3 phases.

MODELS:

- Ref. 1710.10 for a single walking alley
- Ref. 1710.20 for a double walking alley

CONFORMITY :

- 93/42/CEE Medical devices
- NF EN 10535 Patients hoists
- NF EN 60601-1 Electric security
- NF C15-100 Low voltage installation

