

ASSISTED BATHING ASSISTED SHOWERING PATIENT TRANSFER SERVICE DESIGN & PLANNING HYDROTHERAPY



PRODUCT CATALOGUE

WELCOME

As continuing care equipment specialists, Reval has been producing hydro rehab pools, assisted bathing and showering, and transfer equipment for hospitals and nursing homes worldwide for over 40 years.

Our range balances efficiency and ergonomics with comfort and safety, and uses advanced technologies to produce innovative equipment, designed wholly around the people that use it.

Our brand aim is “sustainable well-being for all”.



CONTENTS

Assisted Bathing 4

Spa Options 6

Caleche Baths 8

Caprice Baths 9

Transcare Bath 12

Cocoon Ergo 13

Cocoon Keyhole 14

ASSISTED BATHING

Assisted Bathing

Reval Assisted Bathing

From low to high dependency

Bathing relieves psychological and physical stress and makes a difference to how well a person feels. Our goal is to make sure that everyone who uses a Reval bathing system enjoys the feeling of hygiene and cleanliness, irrespective of their mobility challenges, by making the routine comfortable and invigorating for patients and easy for caregivers.

With the largest range of bathing systems available Reval has the right system for your needs.



Low Dependency Systems



Low-High Dependency Systems



High Dependency Systems

SPA OPTIONS

Discover Sensational Bathing

Combining hydro-massage with sensory experiences, the Reval Spa range is designed to benefit those with disabilities, mental and behavioural disorders, as well as those who are visually, hearing and speech impaired. The ultimate in bathing technology, cleanliness and safety our Reval HydroSpa, Reval ColourSpa, Reval AromaSpa and Reval AudioSpa systems take relaxation to a whole new level.


Depending on which bath or pool you have chosen, you may modify it using some or all of our Reval Spa Options.



Our Reval HydroSpa option combines the therapeutic effects of bathing with a relaxing underwater muscle massage. Our bubbling baths come complete with air heaters, which maintain constant temperatures and keep patients warm, while diffusers located along the floor of the bath massage the patient and can be controlled for preference.



The Reval AromaSpa option uses the beneficial effects of essential oils for an aromatic bathing experience. Creating an atmosphere of serenity and relaxation, or stimulation and invigoration, the whirlpool's air streams infuse different essential oils, which have beneficial psychological effects and keep interior spaces freshly scented and hygienic.




When used as therapy, coloured lights are known to have positive psychological and physiological effects and can help maintain and restore health. Our Reval ColourSpa option has large integrated lights, which illuminate and colour the water, producing warm light and a soothing or stimulating ambience to mentally and emotionally engage the patient.




Ruby



Amber



Emerald



Aquamarine



Sapphire



Amethyst



Our latest innovation is Reval AudioSpa, which combines the unique benefits of music. From high-low tones and vibrations, to wide ranging frequencies, sound has been proven to be highly beneficial as a treatment. Using music as a stimulus can result in deeper sleep, better balance and improved vitality.






CALECHE BATHS



Side access, semi-assistive baths

The Caleche is the ideal side transfer bath for either independent users or those requiring assisted bathing. They are suitable for use in hospitals, nursing facilities, care facilities and sheltered accommodation.

The Caleche and Caleche Compact are both stylish and functional enabling walk in access, side transfer from wheelchair or commode chair, as well as from mobile or ceiling track hoists. Their compact designs enable installation in the smallest of spaces and their large, internal dimensions provide ample room for users up to 200kg. The large, lockable, side access door provides added security.

Spa options available:   

Caleche & Caleche Compact Baths
4601.00 UK, 4502.10 UK, 4502.20 UK

CAPRICE BATHS

Bathing in Comfort

The highly affordable fixed height Caprice is ideal for users who have reasonable mobility and are able to step in and out of the bath independently or with some assistance. If users need to be hoisted, there is plenty of room under the bath to allow for a mobile hoist.

Spa options available:



Fixed Height
7104.01 UK & 7104.02 UK

CAPRICE BATHS



Bathing with Ease

The stylish variable height Caprice takes the aches and pains out of daily bathing routines. This model features push-button high/low adjustment for a safer, more comfortable nursing height. The height adjustment also enables the bath to be lowered to allow those with reasonable balance and mobility to step in and out. If users need to be hoisted, there is plenty of room under the bath to allow for a mobile hoist.

Spa options available:



Variable Height
7103.01 UK & 7103.02 UK

2 Metre Length
7100.1DS90R/Right Hand & 7100.1GS90R/Left Hand

CAPRICE BATHS

Effortless Bathing

The Caprice with variable height adjustment an integrated hoist and transfer system features the latest bathing technology. Designed to ease the stress and strain of the daily transfer and bathing routine, the user can easily be transferred in and out of the bath and the tub height adjusted at the press of a button. This makes light and dignified work of transfers, reducing the risk of back ache and pain for the care worker. The low profiling integral hoist saves space in the bathroom, allowing more room to work and eliminating the serious trip hazard of a mobile hoist. The transfer system and hoist are made from non-corrosive stainless steel and can also be used as a wet room shower chair or over a toilet commode.

Spa options available:



2 Metre Height
7100.1DS91R/Right Hand & 7100.1GS91R/Left Hand



Variable Height with Integrated Hoist
7101.01 UK & 7101.02 UK





TRANSCARE BATH



Posture Management at the Push of a Button

The Reval Transcare is a highly versatile bathing system, which is ideal for patients with reduced posture control. The vertical-raise side door allows easy patient access and the high-low function prevents risk of caregiver back strain. The Transcare system also has a unique tilting function, which allows patients with challenging conditions to semi-recline while fully immersed shoulder deep in water.

HydroSpa, AromaSpa, ColourSpa and AudioSpa sensory options are available with the Transcare, enabling patients to benefit from the therapeutic benefits of massage, colour, music and aromatherapy while enjoying a warm relaxing bath.

Spa options available:    

Powered Tilt and High-Low Bath
7200.00 UK

COCOON ERGO





7801.00 UK



Cocoon Variable Height Bathing Systems

Two variable height bathing systems with posture management in built into their designs. The new Cocoon range of high dependency bathing system raises the bar with several new and unique innovations designed to improve patient outcomes and well-being within the high dependency care environment.

The Cocoon "Ergo" concept has been cleverly designed to meet the ever demanding needs of a high dependency environment. The "Ergo" model has been developed so that a patient can be positioned in the bath "Cocooned" by the tubs fully supportive contours which provide excellent posture management and a safe and comfortable bathing experience. The "Ergo" can also be equipped with all four "Spa Care" options, Hydro/Aroma/Colour/Audio Spa. These options can be integrated individually or in combination to suit your budget or the specific patient outcomes, you wish to achieve. "Spa Care" options will totally transform the bathing experience, improve your patient outcomes and well-being.

Spa options available:    

COCOON KEYHOLE

7803.00 UK



Cocoon Keyhole Variable Height Bathing System

The new Cocoon “Keyhole” is a stylish variable height, high dependency bathing system for use with bath hoists and stretchers within the high dependency care environment.

The Cocoon “Keyhole” concept has an internally spacious design. Ergonomically shaped, the keyhole shape allows a patient to immerse deeper into the bath providing a more comfortable and relaxing experience. The tub has tall side walls and a flat sloped floor. This is designed to accommodate the space taken up by the thickness of a bath hoist stretcher. The design also provides more working space for care workers, which in turn makes bath tasks more user friendly and comfortable for care workers.

As with all Reval bathing systems, the “Keyhole” can also be equipped with all four “Spa Care” options, Hydro/Aroma/Colour/Audio Spa. These options can be integrated individually or in combination to suit your budget or the specific patient outcomes you wish to achieve. “Spa Care” options will totally transform your bathing experience and will improve your patient outcomes and well-being.

Spa options available:



PRODUCT CATALOGUE ASSISTED BATHING



Unit 17 Brynmenyn Business Centre | St Theodore's Way | Brynmenyn | Bridgend CF32 9TZ

UK Enquiries: +44 (0)1656 721 001 | Email: sales@revalcc.com

www.revalcc.co.uk



ASSISTED BATHING **ASSISTED SHOWERING** PATIENT TRANSFER SERVICE DESIGN & PLANNING HYDROTHERAPY



PRODUCT CATALOGUE

WELCOME

As continuing care equipment specialists, Reval has been producing hydro rehab pools, assisted bathing and showering, and transfer equipment for hospitals and nursing homes worldwide for over 40 years.

Our range balances efficiency and ergonomics with comfort and safety, and uses advanced technologies to produce innovative equipment, designed wholly around the people that use it.

Our brand aim is “sustainable well-being for all”.



CONTENTS

Assisted Showering	4
Ruby Mobile Shower Systems	6
Opale Shower Panels	8
Soflex Shower Chair	10
Iris Shower Trolley	12
Crystal Shower Trolleys	14
Amber Shower & Changing Bench	18

ASSISTED SHOWERING



Reval Assisted Showering

Stimulating shower time

Showering is a refreshing alternative especially when full immersion is not an option. Offering many health and hygiene benefits, showering stimulates the skin, improves circulation and boosts the immune system. Warmth combined with a high moisture environment can assist with respiratory ailments.

Quick to install and easily accessible, Reval showers save time and space, making the care routine a pleasure for patients and efficient for caregivers.



Shower Panels



Shower Chairs



Shower Trolleys

RUBY MOBILE SHOWER SYSTEM

Bringing the bathroom to the bedroom

The new Ruby mobile shower system has been designed to shower patients who cannot access the bathroom independently or with assistance.

Whether incapacitated due to a critical condition, long term illness, or obesity, the Ruby provides unique and uncompromising hygiene levels within the safety and comfort of the patients' own bed.

A lightweight waterproof sheet is positioned underneath the patient, which then fastens to the bed's side rails, head and foot boards. The waterproof sheet accommodates the patient, whilst ensuring full water containment from the shower hose and can be laundered at 70°C for re-use.

Mobile Shower System
3017.00

Mobile Shower System
3017.00

OPALE SHOWER PANELS



Shower, Disinfection & Sluice System
3012.01

Innovative hygiene management

Our Opale hygiene panels provide two key functions. The thermostatic patient shower provides clean safe thermostatically controlled water to shower and wash a patient, ensuring effective hygiene. The second function is the auto disinfection system used to clean and disinfect the equipment after patient use. Our Opale hygiene panel is the perfect solution for wet room environments and alike.



Wall Mounted Shower Panel 3011.01 UK
Wall Mounted Shower & Disinfectant Panel 3011.01

SOFLEX SHOWER CHAIR



Tilt-in-space Hygiene Chair 5601.00
Powered Model 5605.00

Multifunctional comfort from one chair

The versatile Soflex is a height adjustable commode and shower chair that makes hygiene procedures safe and comfortable for both patients and caregivers. Its integrated tilt system assists posture management during patient transfers and its high-low function allows easy access for routines such as toileting, showering and hair washing.

The Soflex saves space because its multifunction capabilities mean one chair may be used instead of several and its comfortable padded backrest, armrests and adjustable footrests are easy to clean. The comfort grip handrail, lightweight frame and large easy roll castors make it light to manoeuvre, ensuring smooth and efficient patient transfers.



IRIS SHOWER TROLLEY

Variable Height Profiling Shower Table

The Reval "IRIS" is a completely new and unique concept, designed for use in all aspects of healthcare and well-being. IRIS is a fully profiling mobile shower and toileting system incorporating a variable height platform to prevent back aches and injury. In addition, the back and leg rest support sections are angle adjustable to provide unrivalled support, comfort and posture management for even the most challenging of conditions.

Iris will meet the most demanding of postural needs with ease and is best suited to accommodate mid to very high levels of dependency. For added safety and when being manoeuvred or adjusted the chassis extends automatically, to ensure stability and safe working at all times, reducing risk. Iris is the perfect all-encompassing solution for wet room toileting and bathing.

3600.00



CRYSTAL SHOWER TROLLEYS



Manual Models
3700, 3800, 3800.20, 3801 & 3701

A complete manual range to choose from

Crystal 3700 Manual Variable Height Trolley

The Crystal 3700 is the first in our comprehensive range of shower and procedure trolleys. With a safe working load of 160kg it has an easy rise manual action for high-low adjustment, which ensures that caregivers can work safely and comfortably during the procedure.

Crystal 3800 Manual Tilt Fold Away Trolley

The Crystal 3800 shower trolley has several key features all designed to enhance its functionality. It is equipped with easy rise high-low platform for optimum working height. The 3800's mattress platform has head-up/foot-down adjustment, for comfort and quicker water evacuation. The platform can also be flipped vertically to save valuable bathroom space when not in use.

The 3800 has front and rear brake and castor control, allowing the brakes to be applied as pairs. The mattress system is equipped with splash sides and lockable fold-down side rails for added safety. With a safe working load of 160kg the Crystal 3800 enables hygiene procedures to be carried out with ease.

Crystal 3800.20 Manual Junior Trolley

Specifically designed with juniors in mind, the Crystal 3800.20 is the manual version of our paediatric high-low shower trolley with an internal mattress length of 160cm. It features a full-length padded mattress and pillow with splash sides and dual safe-lock side rails for added safety.

The Crystal 3800.20 has a safe working load of 160kg, an angle-adjustable mattress platform to optimise caregiver posture and prevent back strain, as well as dual-lock braking and castor control for easy steering.

Crystal 3701.00 Fixed Platform Manufactured from Stainless Steel

The Crystal 3701.00 is the perfect solution for use around the swimming pool.

Crystal 3801 Manual Extra Long Trolley

The extra long shower trolley provides enough length for the tallest of patients.

CRYSTAL SHOWER TROLLEYS



Powered Models
3860, 3860.20, 3861, 3865

Push-button ease and control

Crystal 3860 Powered Variable Height Trolley

The Crystal 3860 is a powered version of the Crystal 3800. The easy rise function is controlled at the press of a button. The mattress platform has been designed with soft start/stop control and the action is absolutely silent.

The 3860 features an angle-adjustable mattress platform, with vertical flip function for easy storage, and powered hand control or high-low foot switch control to allow the caregiver to work hands free. It also has a full-length padded mattress and pillow with splash sides, dual lockable fold-down side rails and dual brake castors with steering lock and park brake control.

Crystal 3860.20 Powered Junior Trolley

The Crystal 3860.20 shower trolley has several key features all designed to enhance its functionality. It is equipped with easy rise high-low platform for optimum working height. The 3860's mattress platform has head-up/foot-down adjustment, for comfort and quicker water evacuation. The platform can also be flipped vertically to save valuable bathroom space when not in use.

The Crystal 3860.20 has a safe working load of 160kg, an angle-adjustable platform to minimise back strain and dual-lock braking and castor control for easy steering.

Crystal 3861 Powered Extra Long Trolley

The Crystal 3861 is our extended length high-low shower trolley and the platform height can be adjusted by the press of a button on the user-friendly hand control. The Crystal 3861 features an angle-adjustable platform to minimise caregiver back strain, a dual brake and steering system for maximum safety.

With a safe working load of 160kg, it has been specifically designed for comfortable and easy hygiene procedures for the taller person. It also has a full-length padded mattress and pillow with splash sides and dual-lock side rails for added safety.

Crystal 3865.00 Heavy Duty Trolley

The Crystal heavy duty shower trolley has a SWL of 200kg. In combination with its wider mattress platform and longer length, the 3865 model is the perfect tool for heavier and higher dependency patients.

AMBER

VARIABLE HEIGHT SHOWER AND CHANGING BENCH

Practical and cost effective

The Amber range of variable height shower and changing benches makes care routines safe and efficient. Practical and sturdy, the variable height shower and changing bench is easily accessible.

The changing mattress has a generous 3" padded mattress platform for added comfort and is easy to clean. The changing bench is equipped with an angle-adjustable backrest providing effective posture support as is the shower table.

Variable Height Shower & Changing Bench

7753.20/160cm, 7753.00/190cm, 7754.20/160cm & 7754.00/190



PRODUCT CATALOGUE

ASSISTED SHOWERING



Unit 17 Brynmenyn Business Centre | St Theodore's Way | Brynmenyn | Bridgend CF32 9TZ

UK Enquiries: +44 (0)1656 721 001 | Email: sales@revalcc.com

www.revalcc.co.uk



ASSISTED BATHING ASSISTED SHOWERING **PATIENT TRANSFER** SERVICE DESIGN & PLANNING HYDROTHERAPY

PRODUCT CATALOGUE

WELCOME

As continuing care equipment specialists, Reval has been producing hydro rehab pools, assisted bathing and showering, and transfer equipment for hospitals and nursing homes worldwide for over 40 years.

Our range balances efficiency and ergonomics with comfort and safety, and uses advanced technologies to produce innovative equipment, designed wholly around the people that use it.

Our brand aim is “sustainable well-being for all”.



CONTENTS

Patient Transfer	4
Topaz Bathing Seat	6
Topaz Bathing Stretcher	7
Ceiling Track & Hoist Systems	8
Total Solutions	12
Slings & Accessories	13
Slings	14

PATIENT TRANSFER



All your needs met by one provider

Through constant research and innovation, Reval provide new and dynamic products for all levels of care and dependency, through its range of mobile and ceiling systems. Reval products have been designed to deliver cutting edge style, solutions, practicality, and long term asset value for its users and clients. This brochure showcases the range of products available and provides general information on the unique type of process and service Reval offers.

Bathing Transfer



Mobile Patient Transfer



Installed Patient Transfer



TOPAZ BATHING HOISTS

Cleanliness and comfort all
in one process

The Topaz bathing seat is designed for use over almost any fixed or variable height bath. Its clever minimalist design enables excellent access to users when bathing, drying and dressing. The integral commode aperture in the seat enables toileting routines to be facilitated and provides excellent access when carrying out hygiene procedures. The variable height function means that users can be raised during the cleaning and drying process, reducing staff risks of back pain and injury. The Topaz bath seat is a safe and easy way to facilitate bathing transfers for those with reasonable trunk control and cognitive skills.



Powered and Manual Bath Hoists
5469.00 & 5462.00

TOPAZ BATHING STRETCHER

Bathing - the perfect time
to relax and recline

The Topaz bathing stretcher has been designed to facilitate bathing transfers for those with higher dependency requirements. Topaz is equipped with a full length three section profiling leg and trunk mattress which provides posture management and comfort for the user during transfer and the bathing process. Topaz has a variable height function to assist transfers at different heights and to enable access over virtually every variable height bath. The variable height function can also be used for drying users immediately after bathing, reducing risks and the number of transfers required.



Powered and Manuals Stetcher Transfers
5479.00 & 5472.00

CEILING TRACK & HOIST SYSTEMS



Ceiling Hoist Systems

Home Care Ceiling Transfer

Reval provide a massive range of solutions designed to meet every patient transfer requirement in the home care setting. These range from simple single track installations with portable ceiling track hoists, to multi-room track installations including room to room transfer and X/Y room covering systems with fixed traversing hoist modules. Reval supply an extensive selection of patient sling designs that facilitate all types of transfers and disability conditions. In addition, we offer several high dependency stretcher systems with patient positioning functions for use in complex technical transfers in the home care environment.




CEILING HOISTS

Nursing & Residential Care Ceiling Transfer

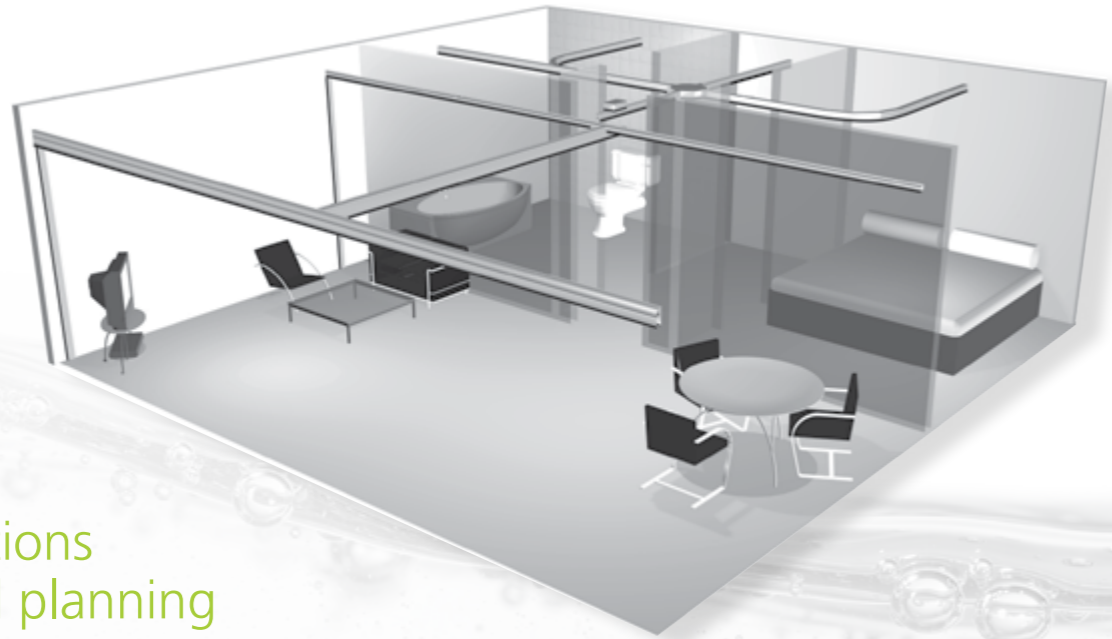
Reval provide a massive range of solutions designed to meet every patient transfer requirement in the continuing care environment. These range from simple single track installations with portable ceiling track hoists, to multi-room track installations including room to room transfer and X/Y room covering systems with fixed traversing hoist modules. To compliment the tracking and hoist solutions, Reval supply an extensive selection of patient sling designs including disposable slings that facilitate all types of transfers and disability conditions. In addition, we offer several high dependency stretcher systems with patient positioning functions for use in complex technical transfers.

Acute Care Ceiling Transfer

The acute or hospital environment is very demanding and often complex in its transfer equipment requirements. Reval specialises in this high end, high dependency segment of the market. Over the years, Reval has worked specifically with clinicians in the acute environment to develop a wide ranging number of solutions designed to meet every patient transfer requirement within the acute setting. These range from simple single track installations with portable ceiling track hoists, to multi-room track installations including room to room transfer utilising X/Y room covering systems with fixed traversing hoist modules. To compliment the tracking and hoist solutions, Reval supply an extensive selection of patient sling designs including disposable slings that facilitate all types of transfers and disability conditions. In addition, we offer several high dependency stretcher systems with patient positioning functions for use in complex technical transfers such as, intensive care, surgical theatre, bathing and mortuary transfers.



TOTAL SOLUTIONS



Tracking solutions surveying and planning

The illustration demonstrates several room covering and networking solutions. In addition to these Reval provide over pool installations for swimming and hydrotherapy pool access to compliment your pool or as a turnkey package with your Reval hydrotherapy pool.

We also provide ICU, surgery, bathing and mortuary installation solutions for use in the acute hospital environments. Reval's project management and sales team provide excellent planning and infield support to ensure you procure the best possible solution for your applications. Factory trained teams are available to provide in depth technical surveys and assessments of your project and equipment needs at no cost to you! Our factory trained in-house installation team have the competence to work on any size of project in any part of the world or environment and have years of experience. Reval pays careful attention to its after care provision. In addition to our warranty policy our aftercare team is always on hand to provide you with the support you need whatever your circumstances or needs may be.

SLINGS & ACCESSORIES



Reval provide an exceptional range of patient slings, stretchers and accessories to compliment our range of hoists. We offer a range of different sizes and fabrics including solid fabric for support and comfort, mesh for use when bathing or temperature reduction, a disposable fabric sling for patient specific use to protect against cross contamination, including bariatric sizes.

Reval also provide a range of different spreader bar sizes and stretcher options. Spreader bar length is important in managing patient posture and positioning during transfer. Our stretcher options are designed for use in highly technical transfers such as surgical, ICU transfers to accommodate hygiene whilst patients are attached to monitoring, breathing ventilators and body connecting equipment. Stretchers are also used in pathology and mortuary transfers to reduce the risk to staff and to facilitate specific body access and positioning.

Rehabilitation is a vital component of patient recovery. Our rehabilitation slings or as they are better known "walking slings" provide all the sizes needed including bariatric accommodation. All interface perfectly with our ceiling track hoists and different spreader bar options.

For more details or assistance contact Reval "Customer Service" or contact one of our trained field based product and manual handling specialists on **01656 721 001**.

SLINGS

Low to High Dependency



1) Dress, bathing, and toileting sling – Designed for easy fitment to persons with good cognitive ability and trunk control. With minimalist levels of support, this sling can be fitted and removed to a person whilst seated and will dry quickly after a bathing transfer.

2) Universal Sling – Designed for general purpose use and a sling that will accommodate a large and varied range of disabilities. The leg supports can be configured in abducted or adducted postures and if required cross-over divided leg configurations for added safety when trunk or head support is a concern.

3) Universal Deluxe Sling – This sling differs from the standard universal sling in that its design incorporates a full length head support and padded leg supports. The back of the sling has less spinal curve providing a 90-degree pelvic angle designed to keep the back straight and in line with the neck and head. The legs can be configured into the abduct, adduct or in a cross-over divided leg arrangement. This is one of the most popular general use slings given that its design can accommodate many disabilities.

4) Universal Hammock sling – This sling is similar to the Universal Sling however it has a slightly lower back support and a more reclined posture to accommodate those with reduced trunk control. These slings are used in bathing transfers typically and produced in a mesh material to ease fitment and reduce drying time. They are available in solid fabric which provide better support and comfort where skin integrity could be a consideration.

5) Fabric stretcher sling – Used to facilitate transfers for those with no mobility or independence. Stretcher slings are fully supportive and can be fitted to a person whilst laying on a flat surface such as a bed or surgery table. These slings are also used in pathology and surgery situations.



6) ICU stretcher sling – This appliance has been designed for highly technical transfers typically within the ICU environment. The stretcher has a traversing feature to provide highly accurate patient positioning which is essential when a transferring patient is connected to breathing ventilation, monitoring sensors and body plumbing equipment. This type of specialist stretcher is also used in pre and post surgery transfers to achieve specific patient postures required for differing surgical procedures.

7) Rehabilitation slings – There are two styles of rehabilitation slings typically, the walking vest and the walking vest with padded leg support. Both slings are available in all sizes and have loop style spreader bar fixations. Perfect for use in therapy applications the vest supports the patients weight based on their own strength and mobility and until they become strong enough not to need the vest. The use of the sling speeds up the rehabilitation process and reduces potential damage to existing injuries. These slings are also used in the rehabilitation of brain injured patients such as stroke-sufferers. The sling is equally at home supporting patients with muscular-skeletal impairments.

8) Bariatric Slings – We provide a specifically designed and focussed range of bariatric slings. These are designed to accommodate obese patient transfers and rehabilitation activities.

9) Amputee slings – Amputee slings provide specific support and posture management to those with amputation below or above the knee. Our amputee slings come in all sizes and fabrics and can be configured to accommodate the person and the type of amputation. These slings need to be specifically assessed and prescribed so that they meet the exacting needs of the patient.

PRODUCT CATALOGUE

PATIENT TRANSFER



Unit 17 Brynmenyn Business Centre | St Theodore's Way | Brynmenyn | Bridgend CF32 9TZ

UK Enquiries: +44 (0)1656 721 001 | Email: sales@revalcc.com

www.revalcc.co.uk



ASSISTED BATHING ASSISTED SHOWERING PATIENT TRANSFER SERVICE DESIGN & PLANNING **HYDROTHERAPY**



PRODUCT CATALOGUE

WELCOME

As continuing care equipment specialists, Reval has been producing hydro rehab pools, assisted bathing and showering, and transfer equipment for hospitals and nursing homes worldwide for over 40 years.

Our range balances efficiency and ergonomics with comfort and safety, and uses advanced technologies to produce innovative equipment, designed wholly around the people that use it.

Our brand aim is “sustainable well-being for all”.



CONTENTS

Aquai Massage Bed	4
-------------------	---

Butterfly Pool	6
----------------	---

Tonic Pool	7
------------	---

Inox Stainless Steel Massage Pools	9
---------------------------------------	---

Balneo Polyester Pool	11
-----------------------	----

Reval Level Access Platform	12
-----------------------------	----

Reval Poolside Hoists	14
-----------------------	----

Changing Room Equipment	17
-------------------------	----

Reval Poolside Accessories	19
----------------------------	----

Project Management	20
--------------------	----

AQUAI MASSAGE BED

Unique hydromassage treatment without contact with water

The Reval Aquai massage bed is a unique product designed to facilitate therapeutic hydro-massage for the entire body with ease as part of the user's daily routine. The concept is based on water bed technology so there is no need to disrobe to use the Aquai. The integrally stored water is heated to a desired temperature typically 35 degrees C. The massage function is contained within the waterproof mattress and can be adjusted in intensity, direction and to your specific requirements. This enables body specific levels of therapy, combined with warm water feeling, giving the user the sensation of being fully submerged in a pool of water. Aquai provides rehabilitation by building muscle tone to a specific area or to all the major muscle groups over the entire body for maximum effectiveness. Hydro-massage has been proven to speed up rehabilitation and healing by as much as 40%. Regular daily use will improve the mobility and independence of your users promoting long term mobility, independence and well-being.





HYDROTHERAPY POOLS



BUTTERFLY POOL TONIC POOL

The Reval butterfly pool provides well-being and rehabilitation for up to four people. The pool is a very cost effective solution when considering the provision of hydro-massage therapy. It can be installed virtually anywhere providing the floor can support the weight of the pool. The integral plant system provides water chlorination and filtration automatically so water treatment and daily maintenance is kept simple and easy to maintain. Water temperature is variable up to 36 degrees C which means the pool delivers specific hydrotherapy at effective water temperatures. The Butterfly is designed to deliver effective hydro-massage and therapy for both cognitive and muscular-skeletal impairments or simply for relaxation, providing effective hydro-massage solutions and outcomes.



Spa options available:  

Rehabilitation pool with variable current control

The Reval Tonic hydro-massage pool is another unique concept by Reval. This pool concept is designed to provide as an industrial installation delivering highly innovative therapies and outcomes for a very wide ranging user group. The Tonic incorporates two key functions making the concept totally unique. These include an integral level access therapy platform that can be submerged to a depth of 120cm catering for children through to adults thus there are no limits. They facilitate aqua chairs and aqua stretchers meaning all levels of disabilities can be accommodated as standard. The second key feature is the pool variable water current system. The system provides variable water current which depending on the type of impairment means a user can use the current to massage themselves or use the variable current pressure to exercise to build muscle tone and cognitive skills. The water temperature is variable up to 36 degrees C thus delivering therapy at the most effective water temperatures. The Tonic has an integral plant system to provide filtration and chlorination. Water is managed automatically meaning that water maintenance is made simple and low in daily maintenance.





INOX STAINLESS STEEL MASSAGE POOLS

Inox is a new and all-encompassing solution package.

There are three different solutions in one turn-key package.

1) Inox -One piece fabricated in the ground type stainless steel pool complete with plant works and installation. The Inox one piece fabricated pools are bespoke and made specifically to your design and dimensions. Our project team will work with you to develop the pool to meet your exacting needs. Our project manager will be on hand to guide and advise you through all of the complexities and considerations of your pool project. The Inox pools are at the cutting edge of pool design and increase the asset lifespan of investment and retain profit through lower running costs. The pools brushed stainless steel finish is minimalist, stylish and hygienic. The pool is equipped with an internal stainless steel hand rail and there are number of therapy and ambiance options available with Inox. These options are all designed to promote the rehabilitation, fun and well-being of your pool users. The options include Hydro-massage for building muscle tone and circulation, in pool colour-spa lighting for mood setting, ambiance, and well-being. In-pool exercise bars, seats and toys the list goes on....

2) Inox Modular Pool- A modular multi-piece on the ground fabrication complete with plant works and installation that can be built and installed within a room or property retrospectively. This concept is a fantastic solution when upgrading or refurbishing your facility. This method is very unobtrusive as the building blocks of the pool can be simply carried into the pool area, assembled and sealed forming the shape and design of your pool. There is also the option to integrate a pool side hoist to assist with pool side transfers for those who are unable to use the pool steps. Plant room equipment can designed and installed along with your pool as a truly turn-key product.

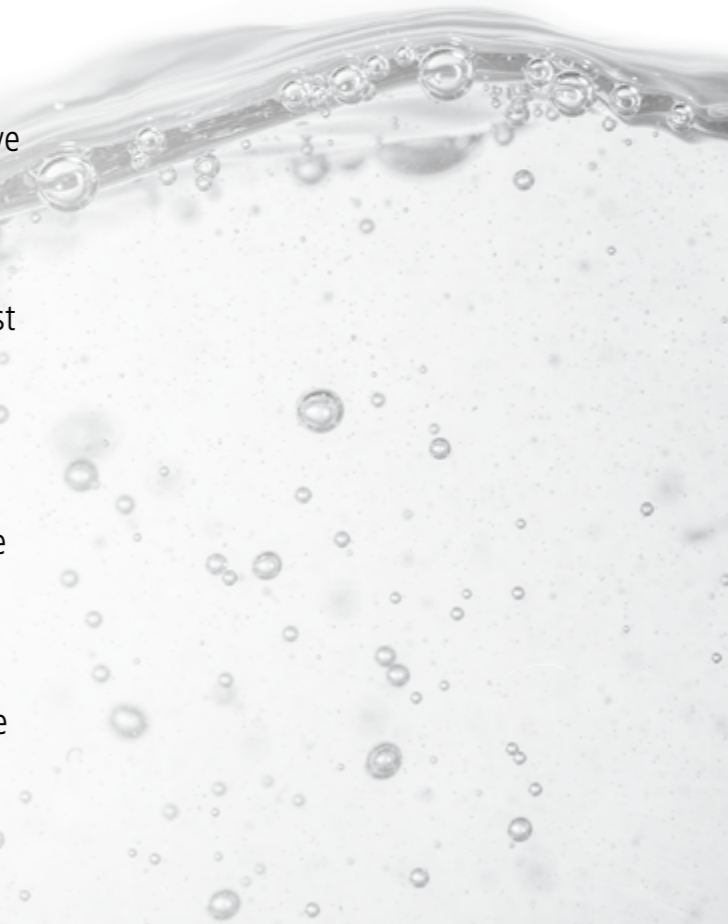
3) Inox Pool liner- Stainless steel pool liner system is designed as a stainless steel re-lining solution to upgrade or extend the life span of an existing concrete pool. As part of our turn-key solution, Reval will also design and install upgraded plant equipment if required. This is a very cost effective way of refurbishing your existing pool and plant works with the minimum of complexity and cost. Our pool liner concept will help future proof your investment meaning you can enjoy many more profitable years of use from your pool into the future..



BALNEO POOL

The Reval Balneo pool is a truly unique concept being manufactured from polyester re-enforced fibre glass. We design and build your Balneo to your specific shape and size and can be delivered and installed in as little as twelve weeks.

This type of construction has an in-exhaustive life span and requires less cleaning down time maximising your cost effectiveness and profits for the long term. The Balneo is also supplied with specifically designed plant room equipment to manage your pools water quality keeping maintenance to an absolute minimum. Reval supply a number of in-pool therapy options such as hydro-massage jets, an exercise jet, in-pool therapy, mood lighting, and exercise apparatus. Reval manufacture and provide pool side hoists, ceiling track systems, and a level access platform for use with aqua chairs and stretchers. There are virtually no exclusions for those needing to use the pool promoting inclusion and well-being for all.



REVAL LEVEL ACCESS PLATFORM

Pool Level Access Platform with Therapy Lanes

Our level access therapy platform is also unique to Reval. The platform can be installed at the side of any pool and is made to the specifications of your existing pool or your new pool project requirements. The platform has two individual columns that are fixated into the poolside surface sub-structure. The platform suspends securely on the columns which perform the high-low lifting function.

The platform is available in single or twin walking lane designs which increases the number of persons you are able to put into the pool per transfer. The platform is also designed to be used as a therapy walking lane or lanes if you have the twin lane option. There are integral outer and inner hand rails which are removable if required but are there to provide support when training or exercising in the lanes. The platform is also suitable for use with aqua chairs and stretchers and is the perfect transfer tool for those with higher levels of dependency.

Level Access Pool Entry System
1710.10 & 1710.20



REVAL POOLSIDE HOIST

The Reval poolside hoist is the perfect tool and solution to your pool project. It is also the perfect solution for transferring those with reduced mobility in and out of your therapy pool. The pool hoist is available with detachable seat and stretcher systems which provide access for all levels of dependency promoting inclusion and well-being for all. The hoist is battery powered and you are provided with a second battery and charger providing continuous use. The hoist is available with manual or powered rotation to meet your preference or budget. Installation is straightforward and takes approximately 5 hours to install by Revals specialist pool systems technicians.

Poolside Hoist

1111.24B, 1112.24B, 1211.24B, 1212.24B

REVAL AQUA LEV POOL HOIST

Aqua Lev Poolside hoist – The Aqua Lev pool side hoist is a removable concept. When not in use it can be removed quickly and easily from your poolside and stored away if not required. The hoist is functional and lightweight in design and can be installed as new or retrospectively to a poolside providing flexibility and inclusion to all user groups. The Aqua Lev poolside hoist is the perfect solution when accommodating the needs of different user groups.



Aqua chair

The Reval Aqua chair has been designed specifically for use with the Reval pool hoist or pool access platform. The seat is light weight and supportive providing easy access and comfort for users. The seat is easy to clean and dry between users optimising its use. The seat is suitable for those with relatively good trunk control and cognitive ability to maintain posture during the transfer. Transfer to pool is effortless and by the press of a button. The hoist is silent and smooth to optimise users comfort and security.



Aqua stretcher

The Reval Aqua stretcher is also designed specifically for use with the Reval pool side hoist. The stretcher incorporates an aluminium under-chassis to enable the stretcher to be manoeuvred to and from the dressing room to the pool-side. The stretcher system can be easily interfaced with the pool hoist with a user on the stretcher. The stretcher is then raised and transferred into the pool effortlessly. The stretcher has a waterproof padded mattress for user comfort and hygiene. This can be easily removed and is quick to clean between users and transfers.

The stretcher system is the perfect tool for transferring users with high dependency needs and is the perfect tool when promoting inclusion and well-being.

CHANGING ROOM EQUIPMENT

Higher dependency users need to be prepared before accessing the pool and after pool use. The main tasks being disrobing, showering and dressing. Reval Amber variable height shower and changing benches provide the perfect changing room solution for these tasks.

Variable Height Shower Bench

Our shower bench incorporates a powered variable height adjustment so that the bench can be lowered to a suitable height for self or assisted transfers. The bench can also be raised to suit an assistant's optimum working height during the task preventing back pain and risk. The shower bench has a reclining backrest and side rails for comfort, safety and posture management. The mattress is perforated for immediate water drainage and enables a user to dry more quickly. The waste water is evacuated via a catch tray situated below the bench mattress and exhausted away through the attached flexible hose to floor drain. The drainage system prevents water splash and cleaning down-time between users. The bench has a hinge and can be stored away when not in use to optimise room space.

Variable Height Changing Bench

The changing bench incorporates a powered variable height adjustment so that the bench can be lowered to a suitable height for self or assisted transfers. The bench can also be raised to suit an assistant's optimum working height during the task, preventing back pain and risk. The changing bench has a thick padded mattress and incorporates reclining backrest and side rails for comfort, safety and posture management. The mattress is quick and easy to clean between users and provides comfort and safety during the dressing procedure.




REVAL POOL ACCESSORIES

Reval manufacture a number of poolside and in-pool accessories to compliment our hydrotherapy range.

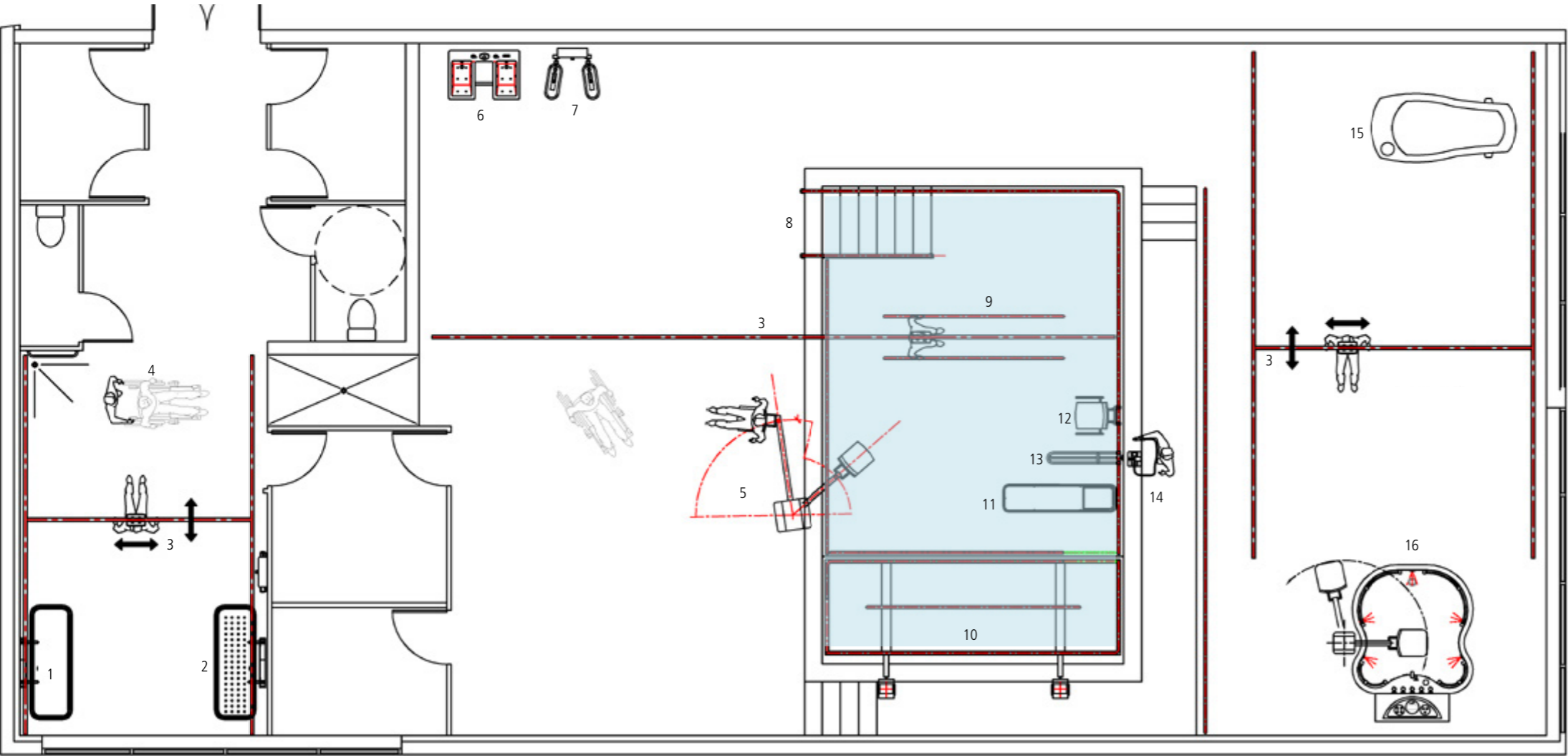
Please find a summary of the equipment available below:

- Poolside hoist
- Level access and rehab platform
- Aqua chair
- Aqua stretcher
- Pool covers
- In pool exercise bar
- In pool exercise seat
- In pool hydro-massage
- In pool water jet
- In pool mood lighting
- Hydrotherapy massage lance



PROJECT MANAGEMENT

The illustration depicts a fully equipped hydro-massage and spa care facility. Virtually all of the options detailed in this brochure are featured in this illustration providing you with new ideas to consider when drafting your hydrotherapy and spa concept. For further information and advice regarding Reval Hydro-therapy Pools simply contact Reval Customer Service for information or to arrange a free of charge consultation with one of our field based specialists.



Hydrotherapy

- 1 Changing Table
- 2 Shower table
- 3 Ceiling Track
- 4 Aqua Chair
- 5 Pool Hoist
- 6 Lower Limb Bath
- 7 Upper Limb Bath
- 8 Pool Steps
- 9 Therapy Bars
- 10 Level Access Platform
- 11 In Pool Massage Table
- 12 Submersible seat
- 13 Exercise Bar
- 14 Hydrotherapy Lance
- 15 Aquai Dry Massage
- 16 Butterfly Hydrotherapy

PRODUCT CATALOGUE

HYDROTHERAPY



Unit 17 Brynmenyn Business Centre | St Theodore's Way | Brynmenyn | Bridgend CF32 9TZ

UK Enquiries: +44 (0)1656 721 001 | Email: sales@revalcc.com

www.revalcc.co.uk



ASSISTED BATHING ASSISTED SHOWERING PATIENT TRANSFER DESIGN & PLANNING HYDROTHERAPY

PRODUCT CATALOGUE

WELCOME

For over the 40 years, Reval has built its business on the strength of its ability to visualise design and plan its future. 40 years on, Reval is recognised as the leader in innovation and technology. This philosophy has cascaded down into all aspects of our business and product portfolio.

Customer support and aftercare is at the forefront of what we do.

"Our aim is to meet needs and exceed expectations"

To achieve this level of excellence we treat service and support as a product in itself but without cost. In doing so, we have carefully set out specific processes to support your enquiry and subsequent investment for its lifetime.



CONTENTS

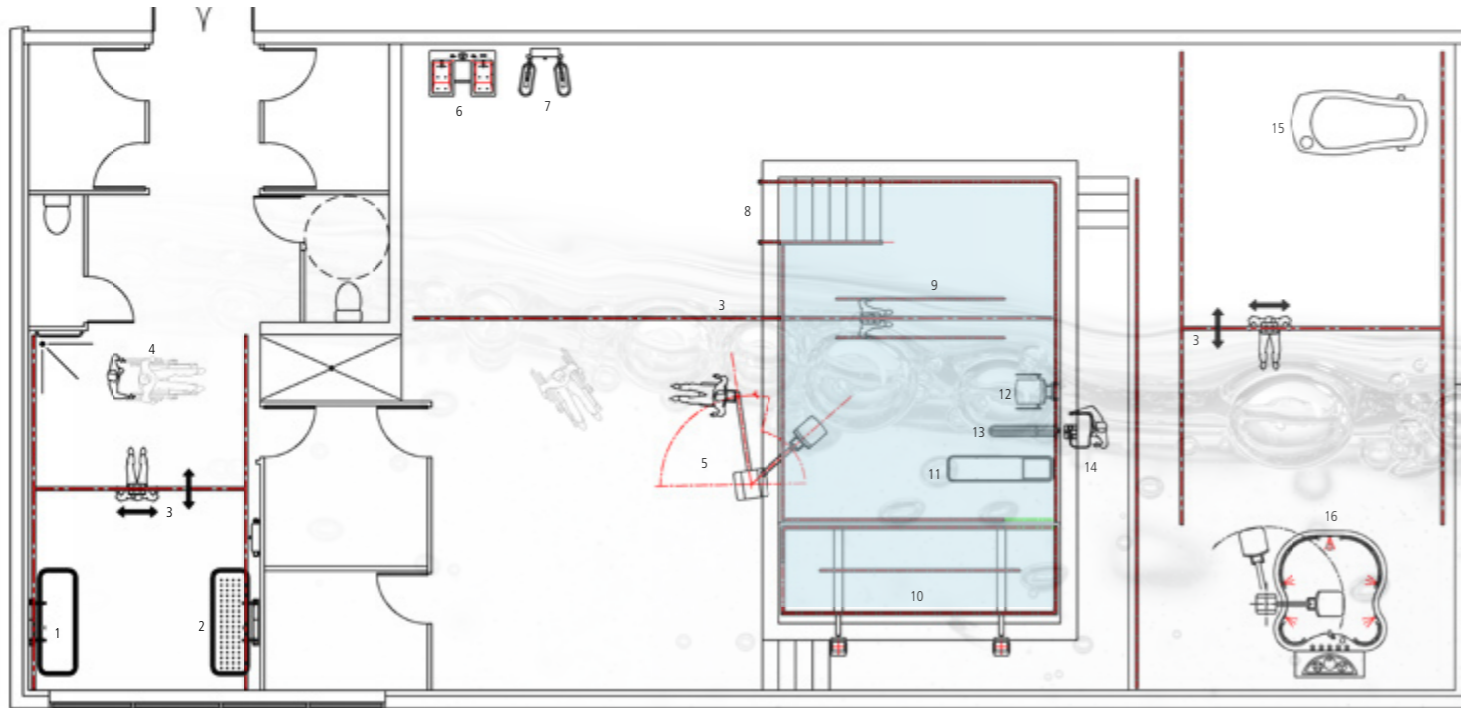
Facility Planning

4

Reval's '6' Step Approach

6

FACILITY PLANNING



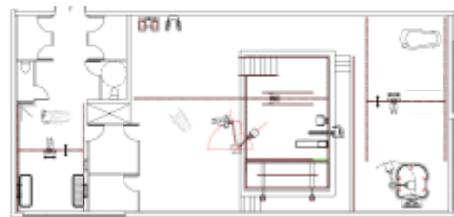
Reval Continuing Care

Turn-key projects managed and fully supported.

During the research and design stages, we will be there to support and provide concise, productive and expert advice on our products and services. For more involved turn-key projects such as hydrotherapy pools, pool hoist or ceiling track installations we have a large team of internal and external staff available to support any commercial or technical aspect of your project. All support staff are experienced and qualified in their specific product specialisms. Our support staff have extensive on site experience, skill-sets, are comfortable in carrying out their work on a global basis.



REVAL'S '6' STEP APPROACH



1) Needs Analysis

Each project is unique and must therefore be given expert attention and formulation. Your needs and project objectives must be fully interpreted in advance. This is essential so that the complexities that exist in such projects can be identified in advance. To do this we will provide you with a project manager equipped to facilitate the process during the initial phases.

2) Feasibility

Having formulated your draft project requirements. Our design, planning and installation technicians carry-out a feasibility exercise to validate, troubleshoot and cost out your project requirements. Our project manager will present the commercial cost aspects of your project, along with a full set of scaled drawings and set out the order of works relevant to your project for commercial sign-off and order placement.

3) Activity Planning

Following consultation and commercial sign-off, our technicians implement the product manufacturing and plan delivery to project site. During this phase we compile detailed risk assessments and method statements to set out the order of works and method of delivery, installation, and commissioning. This document also identifies and negates all risk associated with the product installation and commissioning in compliance with country building standards and regulations.

4) Installation

With method statement and risk assessments signed and approved, the manufactured product or components are then delivered to the project site. In some instances specialist vehicle transport, cranes and lifting equipment are required. These requirements are documented in the feasibility study and included in the risk assessment and method statement. Our specialist installation engineers and technicians then install your products and carry out quality checks and functionality test procedures in readiness for formal commissioning and training.

5) Handover

With your product fully installed, we then move to the commissioning, training and handover stage. Our commissioning engineers and technicians carry out a process of checks, tests and measures to ensure the product or appliance is safe and fit for general use. In addition to this process, our product specialists will arrange and carry out formal training with all staff and stakeholders associated with managing, maintaining and using a product or appliance. Training and commissioning records are produced and retained for future reference. On completion of the handover procedure, the clients signature of satisfaction is sought and the product is formally handed over for use.

6) Aftercare

Reval prides itself on its aftercare. Your personal project manager or account manager will maintain contact with you through the process and for as long as is required thereafter. They will provide you with on-going calls and in-field support. Our customer service department will provide additional support and you will have access to the entire team of technical staff should they be required. We will also provide product bulletins and updates on your product or appliance and provide daily routine support if necessary.

PRODUCT CATALOGUE

SERVICE DESIGN & PLANNING



Unit 17 Brynmenyn Business Centre | St Theodore's Way | Brynmenyn | Bridgend CF32 9TZ

UK Enquiries: +44 (0)1656 721 001 | Email: sales@revalcc.com

www.revalcc.co.uk

